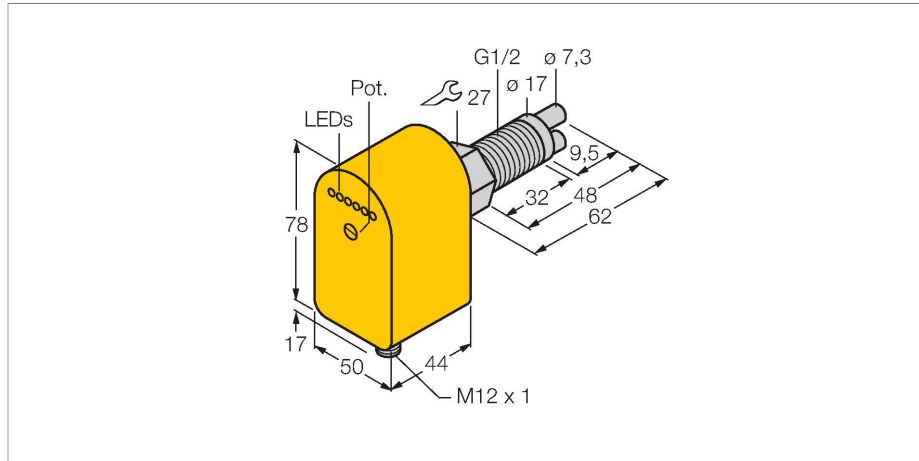


FCS-GL1/2A2P-LIX-H1141/A

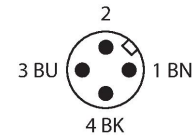
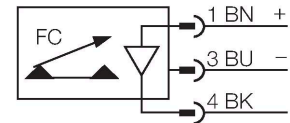
Flow Monitoring – Immersion Sensor with Integrated Processor



Features

- Sensor for gaseous media
- Calorimetric principle
- Adjustments via potentiometer
- DC 3-wire, 21.6...26.4 VDC
- 4...20 mA analog output
- Connector device, M12 × 1

Wiring diagram

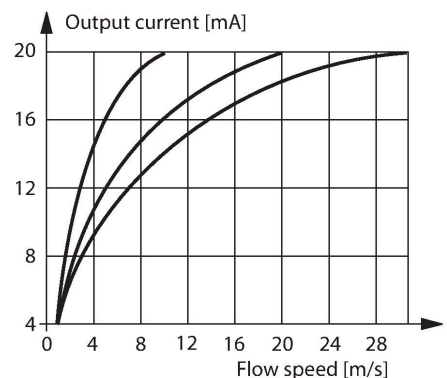


Technical data

ID no.	6870455
Type	FCS-GL1/2A2P-LIX-H1141/A
Mounting	Immersion sensor
Air Operating Range	0.5...30 m/s
Stand-by time	20...90 s
Setting time	4...30 s
Temperature jump, response time	max. 100 s
Temperature gradient	≤ 20 K/min
Medium temperature	-20...+80 °C
Ambient temperature	-20...+70 °C
Operating voltage	20.4...27.6 VDC
Current consumption	≤ 80 mA
Output function	Analog output
Short-circuit protection	yes
Reverse polarity protection	yes
Current output	4...20 mA
Load	200...500 Ω
Protection class	IP67
MTTF	298 years acc. to SN 29500 (Ed. 99) 40 °C
Design	Immersion
Housing material	Plastic, PBT
Sensor material	Stainless steel, 1.4305 (AISI 303)
Max. tightening torque of housing nut	30 Nm

Functional principle

The function of immersion flow sensors is based on the thermodynamic principle. The sensor is heated up by a few degrees Celsius compared to the flow medium. If the medium flows past the sensor, the heat generated in the sensor is dissipated. The resulting temperature is measured and compared with the temperature of the medium. The flow condition of each medium can be derived from the temperature difference obtained. Thus, TURCK flow sensors reliably and wear-free monitor the flow of liquid or gaseous media.



Technical data

Electrical connection	Connector, M12 × 1
Process Pressure	30 bar
Process connection	G 1/2" long version
Flow state display	LED chain, red (1x), green (5x)
LED display	red = 4 mA 1x green > 4 mA 2x green > 8 mA 3x green > 12 mA 4x green > 16 mA 5x green = 20 mA
Tests/approvals	
Approvals	UL
UL registration number	E210608