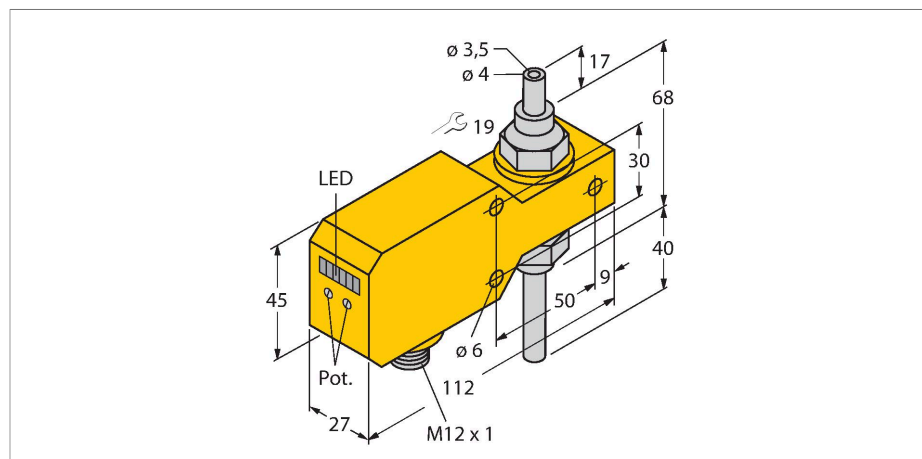


FCI-TCD04A4P-LIX-H1141

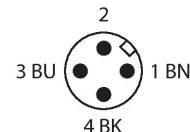
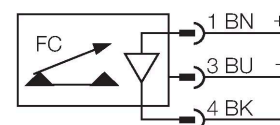
Flow Monitoring – Inline Sensor with Integrated Processor



Features

- Flow sensor for liquid media
- Calorimetric principle
- Adjustment via potentiometer
- LED band
- Operating range 1...200 ml/min
- Mechanical Connection: Barrel, 4 mm
- DC 3-wire, 21.6...26.4 VDC
- 4...20 mA analog output
- Connector device, M12 × 1

Wiring diagram



Technical data

ID no.	6870655
Type	FCI-TCD04A4P-LIX-H1141
Mounting	Inline sensor
Flow operating range	0.001...0.2 l/min
Stand-by time	5...20 s
Setting time	0.5...3 s
Temperature gradient	≤ 400 K/min
Medium temperature	0...+60 °C
Ambient temperature	0...+60 °C
Operating voltage	21.6...26.4 VDC
Current consumption	≤ 50 mA
Output function	Analog output
Short-circuit protection	yes
Reverse polarity protection	yes
Current output	4...20 mA
Load	200...500 Ω
Protection class	IP67
Design	Inline
Housing material	Plastic, PBT
Sensor material	Stainless steel, 1.4571 (AISI 316Ti)
Electrical connection	Connector, M12 × 1
Process Pressure	1 bar
Process connection	Barrel 4 mm
Flow state display	LED chain, red (1x), green (5x)

Functional principle

The function of the inline flow sensors is based on the thermo-dynamic principle. Heat is generated in a measuring tube and absorbed by the flowing medium. The transported heat loss is thus a measure of the flow speed. Thus TURCK's wear-free flow sensors reliably monitor the flow of gaseous and liquid media. A low pressure drop and fast response to flow rate variations are the outstanding features of these devices.

Technical data

LED display

red = 4 mA
1x green > 4 mA
2x green > 8 mA
3x green > 12 mA
4x green > 16 mA
5x green = 20 mA

Tests/approvals	
Approvals	UL
UL registration number	E210608

