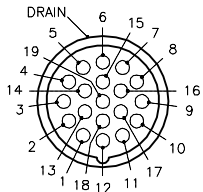
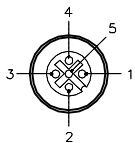
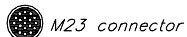


MALE END VIEW

FEMALE END VIEW (J1-J8)

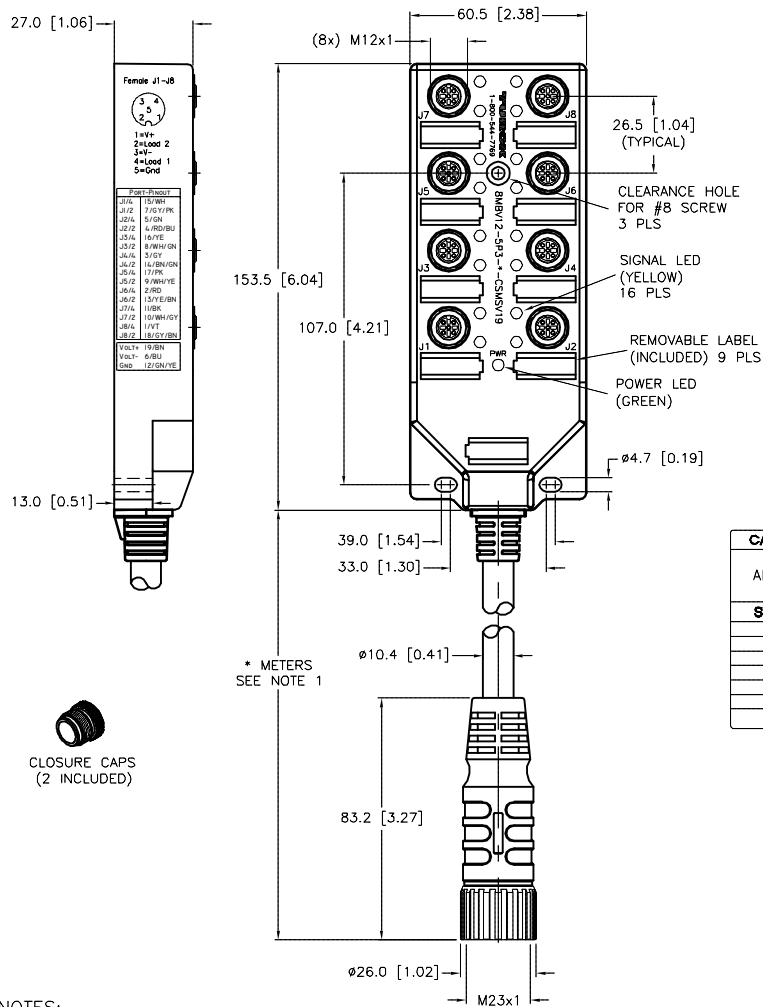


- 1 = VIOLET
- 2 = RED
- 3 = GREY
- 4 = RED/BLUE
- 5 = GREEN
- 6 = BLUE
- 7 = GREY/PINK
- 8 = WHITE/GREEN
- 9 = WHITE/YELLOW
- 10 = WHITE/GREY
- 11 = BLACK
- 12 = GREEN/YELLOW
- 13 = YELLOW/BROWN
- 14 = BROWN/GREEN
- 15 = WHITE
- 16 = YELLOW
- 17 = PINK
- 18 = GREY/BROWN
- 19 = BROWN



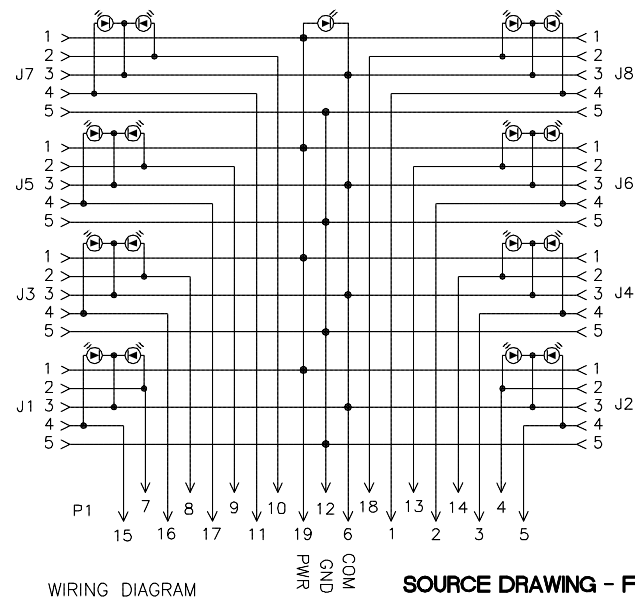
SPECIFICATIONS

CONTACT CARRIER MATERIAL (CSM)	NYLON or PBT/GRAY
MOLDED HEAD MATERIAL/COLOR (CSM)	TPU/BLACK
CONTACT MATERIAL/PLATING (CSM)	BRASS/GOLD
COUPLING NUT MATERIAL/PLATING (CSMV)	STAINLESS STEEL
NUMBER OF CONDUCTORS [AWG]	3x18 AWG/16x22 AWG
DRAIN/SHIELD	22 AWG DRAIN/POLYESTER FOIL SHIELD
CONDUCTOR INSULATION MATERIAL	PVC
OUTTER JACKET MATERIAL/COLOR	PVC/YELLOW
HOUSING/COLOR (8MB12)	NYLON/BLACK
RECEPTACLE (EURO)	STAINLESS STEEL/PASSIVATED
CONTACT CARRIERS/COLOR (EURO)	NYLON/BLACK
CONTACTS (EURO)	BRASS/GOLD
SEALING RING	FKM/FPM
OPERATING VOLTAGE	10-48 VDC
OPERATING CURRENT	4.0 AMPS PER PORT, 9.0 AMPS TOTAL
LED CURRENT	12mA MAX AT 48VDC SUPPLY VOLTAGE(PER LED)
PROTECTION CLASS to DIN 40050	IP 67 - ONLY WHEN ALL RECEPTACLES ARE COVERED WITH PLUGS OR CONNECTED
OPERATING TEMPERATURE	-30°C to +80°C (-25°F to +176°F)



CABLE LENGTH	TOLERANCE*
ALL LENGTHS	+ 4% (OR 50mm) OF LENGTH - 0% (OR 0mm) OF LENGTH WHICHEVER IS GREATER
STRIP LENGTH	TOLERANCE*
0-7mm	±0.5mm
8-29mm	±1.0mm
30-49mm	±2.0mm
50-69mm	±3.0mm
70-100mm	±4.0mm
OVER 100mm	±5.0mm

* UNLESS OTHERWISE SPECIFIED



NOTES:
1. "*" INDICATES CABLE LENGTH IN METERS. CONTACT TURCK TO ORDER SPECIFIC LENGTHS.

RELATED DOCUMENTS	3RD ANGLE PROJECTION	THIS DRAWING IS CONFIDENTIAL AND THE PROPERTY OF TURCK INC. USE OF THIS DOCUMENT WITHOUT WRITTEN PERMISSION IS PROHIBITED.	3000 CAMPUS DRIVE MINNEAPOLIS, MN 55441 1-800-544-7769 (763) 553-7300 (763) 553-0708 fax www.turck.us
MATERIAL	ALL DIMENSIONS DISPLAYED ON THIS DRAWING ARE FOR REFERENCE ONLY	DRFT RDS DATE 08/10/07	DESCRIPTION 8MBV12-5P3-*--CSMSV19
FINISH	CONTACT TURCK FOR MORE INFORMATION	APVD SCALE 1=2.7	IDENTIFICATION NO.
SEE SPECIFICATIONS		UNIT OF MEASUREMENT MILLIMETER [INCH]	REV D

1.	
2.	
3.	
4.	

DO NOT SCALE THIS DRAWING

FILE: 777020027	SHEET 1 OF 1
-----------------	--------------

D	UPDATED SEALING MATERIAL PER ECO	TV	08/11/16	56141
REV	DESCRIPTION	BY	DATE	ECO NO.