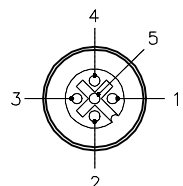
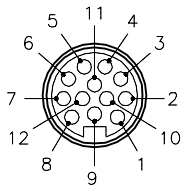


MALE END VIEW

FEMALE END VIEW



(P1)



(J1-J8)

SPECIFICATIONS

MATERIAL

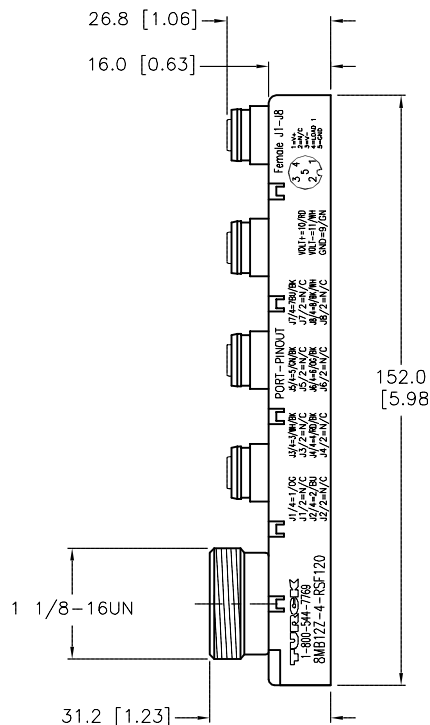
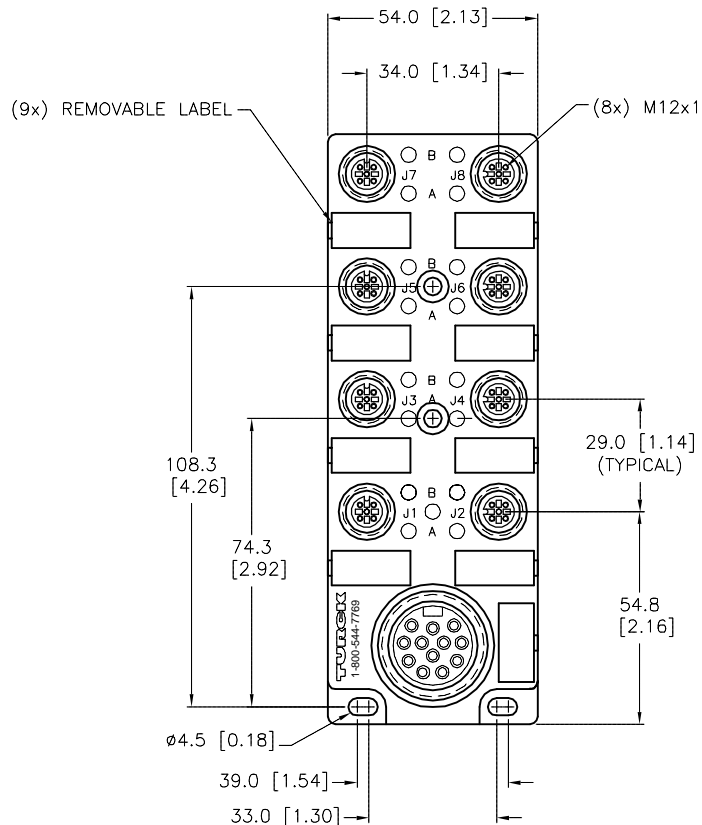
HOUSING/COLOR	NYLON/BLACK
RECEPTACLE	NICKEL-PLATED DIECAST ZINC
CONTACT CARRIERS/COLOR	NYLON/BLACK
CONTACTS/PLATING	BRASS/GOLD
SEALING RING	VITON O-RING

ELECTRICAL DATA

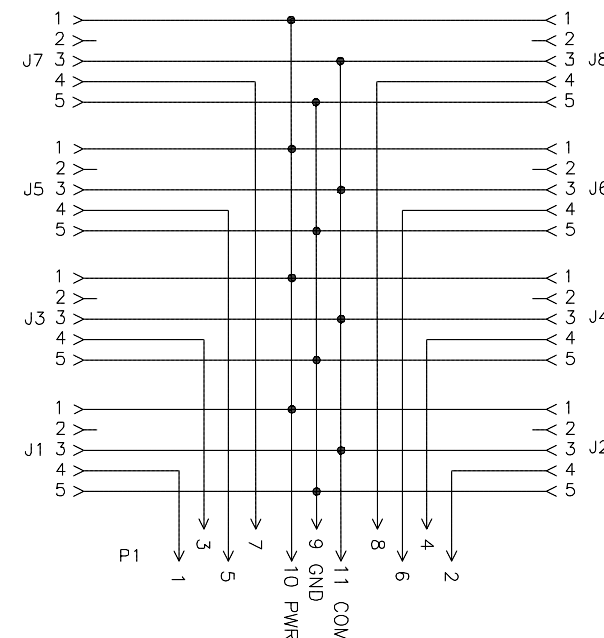
OPERATING VOLTAGE	10-30 VDC
OPERATING CURRENT	2.0 AMPS PER SIGNAL, 9.0 AMPS TOTAL

MECHANICAL DATA

PROTECTION CLASS	IP 67 - ONLY WHEN ALL RECEPTACLES ARE COVERED WITH PLUGS OR CONNECTED
OPERATING TEMPERATURE	-30°C to +80°C (-25°F to +176°F)



WIRING DIAGRAM



SOURCE DRAWING - FOR REFERENCE ONLY



VZ 3 CLOSURE CAPS (2 INCLUDED)

RELATED DOCUMENTS 1. 2. 3. 4.	3RD ANGLE PROJECTION 	THIS DRAWING IS CONFIDENTIAL AND THE PROPERTY OF TURCK INC. USE OF THIS DOCUMENT WITHOUT WRITTEN PERMISSION IS PROHIBITED.		3000 CAMPUS DRIVE MINNEAPOLIS, MN 55441 1-800-544-7769 (763) 553-7300 (763) 553-0708 fax www.turck.us	
		MATERIAL SEE SPECIFICATIONS	DRFT RDS APVD LB	DATE 09/27/06 SCALE 1=2.0	DESCRIPTION 8MB12Z-4-RSF120
FINISH SEE SPECIFICATIONS	ALL DIMENSIONS DISPLAYED ON THIS DRAWING ARE FOR REFERENCE ONLY CONTACT TURCK FOR MORE INFORMATION	UNIT OF MEASUREMENT MILLIMETER [INCH]		IDENTIFICATION NO. E8032350	REV B
B UPDATE ELECTRICAL DATA, SEE ECO RWC 10/06/09 28166	REV DESCRIPTION BY DATE ECO NO.	DO NOT SCALE THIS DRAWING		FILE: E8032350	SHEET 1 OF 1