FEMALE END VIEW	TERMINAL END VIEW	CONNECTION DIAGRAM

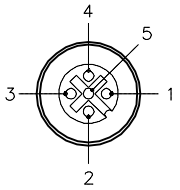

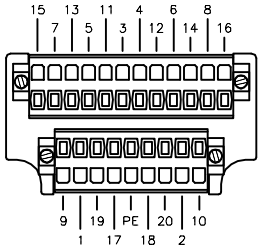

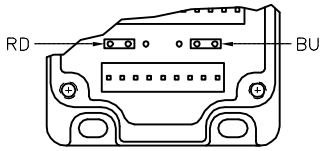

FACTORY SETTING
POTENTIAL BRIDGED

POTENTIAL ISOLATED

SPECIFICATIONS	
HOUSING MATERIAL/COLOR	PBT (UL 94 VO)/BLACK
RECEPTACLE THREADING MATL./PLATING	BRASS/NICKEL
CONTACT CARRIERS/COLOR	PBT/BK
CONTACTS MATERIAL/PLATING	BRASS/GOLD
SEALING, RECEPTACLE	VITON O-RING
SEALING, HOUSING	TPU FOAM
TERMINATION METHOD	SPRING-CLAMPING (FIELD WIRABLE)
MAX. WIRE SIZE [AWG]	16 AWG
OPERATING VOLTAGE [V]	10-30 V
OPERATING CURRENT [A]	2.0 A PER SIGNAL, 10.0 A TOTAL or 8.0 A PER SUPPLY
PROTECTION CLASS to DIN 40050	IP 68 - ONLY WHEN ALL RECEPTACLES ARE COVERED WITH PLUGS OR CONNECTED
OPERATING TEMPERATURE	-20°C to +90°C (-4°F to +194°F)

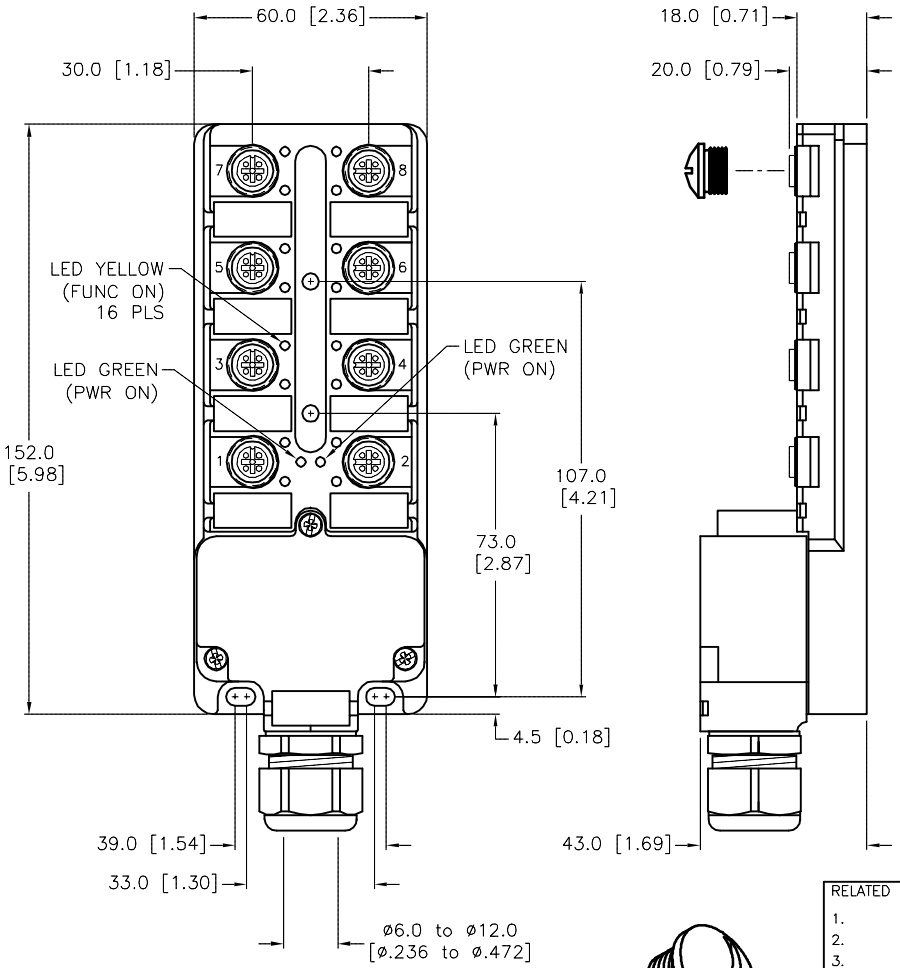

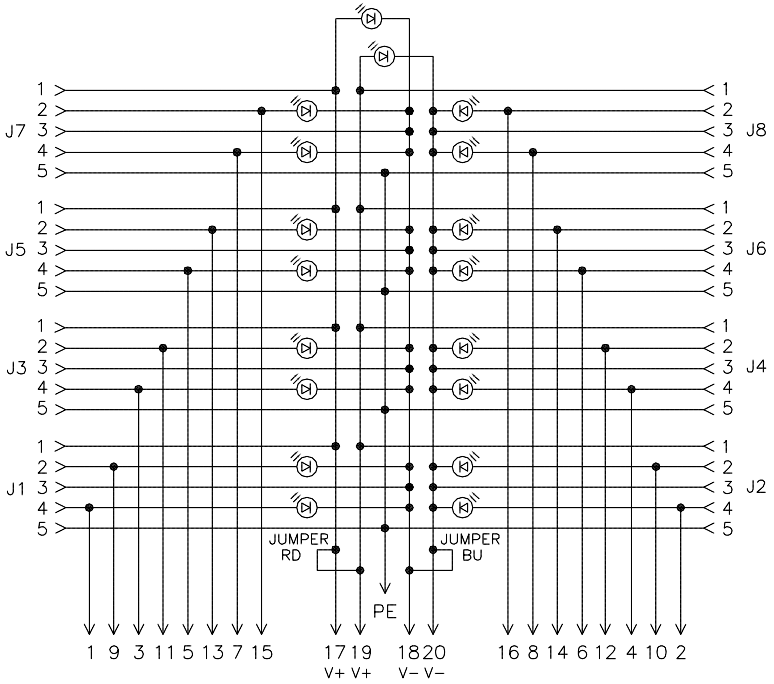

P1
WIRING DIAGRAM
(FACTORY SETTING)

SOURCE DRAWING - FOR REFERENCE ONLY

CLOSURE CAPS
(2 INCLUDED)

REV	DESCRIPTION	BY	DATE	ECO NO.
E	UPDATE CABLE GLAND RANGE	RDS	11/30/15	52456

RELATED DOCUMENTS
1.
2.
3.
4.

3RD ANGLE PROJECTION

THIS DRAWING IS CONFIDENTIAL AND THE PROPERTY OF TURCK INC. USE OF THIS DOCUMENT WITHOUT WRITTEN PERMISSION IS PROHIBITED.

TURCK INC
High Technology Sensors and Automation Controls
3000 CAMPUS DRIVE
MINNEAPOLIS, MN 55441
1-800-544-7769
(763) 553-7300
(763) 553-0708 fax
turck.com

MATERIAL: SEE SPECIFICATIONS

FINISH: SEE SPECIFICATIONS

ALL DIMENSIONS DISPLAYED ON THIS DRAWING ARE FOR REFERENCE ONLY

CONTACT TURCK FOR MORE INFORMATION

DRFT: JBJ | DATE: 12/03/01
APVD: | SCALE: 1=2.0

UNIT OF MEASUREMENT
MILLIMETER [INCH]
DO NOT SCALE THIS DRAWING

DESCRIPTION: 8MB12-5P4-K-FK

IDENTIFICATION NO.: U8018201 | REV: E

FILE: U8018201 | SHEET 1 OF 1

Approved 12/01/2015, work order #92353 by J.S.